

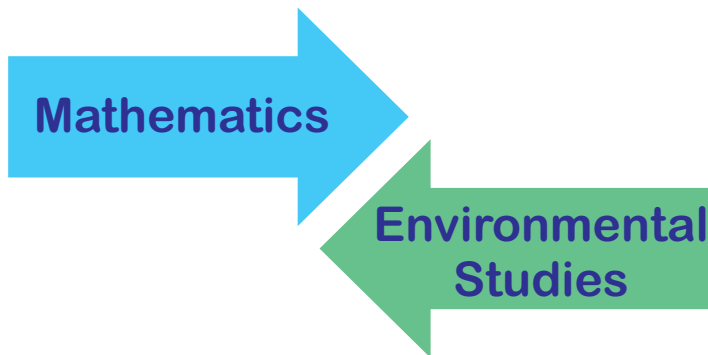


Government of Tamilnadu

# STANDARD ONE

## TERM II

### Volume 2



**NOT FOR SALE**

*Untouchability is Inhuman and a Crime*

A publication under  
Free Textbook Programme of  
Government of Tamilnadu

Department of School Education

© **Government of Tamilnadu**

First Edition - 2012

Revised Edition - 2013

Reprint - 2014

(Published under Uniform System of School Education Scheme in Trimester Pattern)

**Textbook Preparation and Compilation**

**State Council of Educational Research and Training**

**College Road, Chennai - 600 006.**

**Textbook Printing**

**Tamil Nadu Textbook and Educational Services Corporation**

**College Road, Chennai - 600 006.**

This book has been printed on 80 G.S.M. Maplitho Paper

Price: Rs.

Printed by Web Offset at:

Textbook available at  
[www.textbooksonline.tn.nic.in](http://www.textbooksonline.tn.nic.in)



# CONTENTS



## MATHEMATICS (1 - 36)

Unit	Topic	Page No.
1.	Subtraction	3
2.	Zero	9
3.	Numbers from 10 to 20	17



## ENVIRONMENTAL STUDIES



(37 - 68)

Unit	Topic	Page No.
1.	Come ! Let us eat !	39
2.	We are healthy, what about you?	49
3.	Kavitha's family	56



# Mathematics

STANDARD ONE

TERM II

MATHEMATICS

Dear Friends,

This textbook is intended to facilitate joyful learning for the children and to evolve and build upon their learning skills.

This book is enriched by stories, picture sequences, songs, number games, life-oriented mathematics and group activities. All these facilitate the learning of shapes, figures, numbers, measurements, patterns and data.

The activities incorporated have been carefully designed to enable the learners to explore the mathematical concepts by touching, seeing, listening, practising, talking, discussing, analysing and colouring.

The exercises related to the understanding of relationship between numbers and their basic operations, provide opportunities for the children to imbibe the concepts and express them.

'I can' activities are incorporated as an inbuilt process of evaluation so as to enable the children to assess their attainment level.


This textbook seeks to build a forum for dynamic and creative interaction between the teacher and the children.

Authors

## 1

## Subtraction

Count the number of balloons the girl holds and write the number in the box.



 Using objects, introduce subtraction through the 'take away' method.



## Take away and write



From **5**, take away **2**;  $5 - 2 = 3$  **3** left over



From **4**, **2** persons go away;  $4 - 2 = 2$  **2** persons left over



From **4**, take away **1**;  $4 - 1 = 3$  **3** left over



From **6**, take away **3**;  $6 - 3 = 3$  **3** left over



## Subtract and write

Cross the number of objects that are taken away and fill in the box.

$4 - 1 = \boxed{3}$



$6 - 5 = \boxed{\phantom{0}}$



$5 - 2 = \boxed{\phantom{0}}$



$9 - 4 = \boxed{\phantom{0}}$



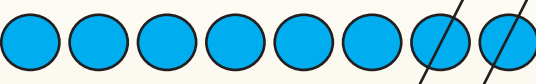
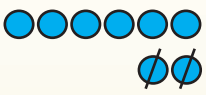
$7 - 3 = \boxed{\phantom{0}}$







$8 - 6 = \boxed{\phantom{0}}$







# Subtract and write.

	$8 - 2 = \boxed{6}$		$\begin{array}{r} 8 \\ - 2 \\ \hline 6 \end{array}$
		Remainder	

	$7 - 3 = \boxed{\phantom{00}}$		$\begin{array}{r} 7 \\ - 3 \\ \hline \end{array}$
		Remainder	

	$6 - 2 = \boxed{\phantom{00}}$		$\begin{array}{r} 6 \\ - 2 \\ \hline \end{array}$
		Remainder	


	$4 - 3 = \boxed{\phantom{00}}$		$\begin{array}{r} 4 \\ - 3 \\ \hline \end{array}$
		Remainder	

	$9 - 5 = \boxed{\phantom{00}}$		$\begin{array}{r} 9 \\ - 5 \\ \hline \end{array}$
		Remainder	



Give more practice in subtraction using learning materials.

Draw suitable pictures for subtraction

$6 - 3$	
$5 - 1$	
$4 - 2$	
$7 - 4$	
$8 - 6$	
$9 - 7$	
$3 - 2$	

I can

Match the correct number.

3 - 1

4 - 3

5 - 1

7 - 2

6 - 3

7 - 1

6

3

5

2

1

4

9 - 4

5 - 3

7 - 5

8 - 4

8 - 2

7 - 6

Fill in the table.

—	5	4	3	2	1
9	4				
8					
7					
6					

2

## Zero

Group 'A'



Group A has three boys and  
zero girls.

Group 'B'



Group B has three girls and  
zero boys.

## Number Song

Five little blue birds, hopping by my door  
One went to build a nest, and then there were four,



Four little blue birds singing sweetly  
One got out of tune, and then there were three.

Three little blue birds, and what should one do,  
But go in search of dinner, leaving only two.





Two little blue birds singing for fun  
One flew away, and then there was one.



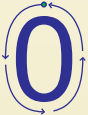




One little blue bird picking up grain  
He went for rest, and then there was none.

## The zero board



 Give 45 sticks to the children. Let them to arrange the sticks on the zero board from 9 to 1, keeping 9 sticks in column labelled 9, 8 sticks in 8 and so on till one stick in 1. There are zero sticks in column labelled '0'.

## Let us write!

# Count and match.



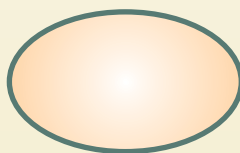


Count and write.

Count the flowers and write.






Count the fruits and write.






Count the chocolates and write.




## Addition with zero


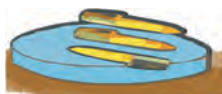






$$\boxed{5} + \boxed{0} = \boxed{5}$$





$$\boxed{\phantom{00}} + \boxed{\phantom{00}} = \boxed{\phantom{00}}$$

Add and write.



$$\begin{array}{r} 4 \\ + 0 \\ \hline 4 \end{array}$$



$$\begin{array}{r} 3 \\ + 0 \\ \hline \end{array}$$



$$\begin{array}{r} 2 \\ + 0 \\ \hline \end{array}$$


$7 + 0 = \boxed{7}$

$6 + 0 = \boxed{\phantom{00}}$

$0 + 5 = \boxed{\phantom{00}}$

$0 + 2 = \boxed{\phantom{00}}$

$0 + 1 = \boxed{\phantom{00}}$

$9 + 0 = \boxed{\phantom{00}}$


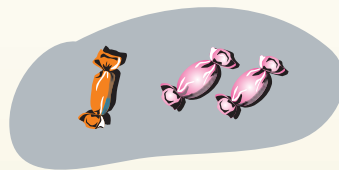


When zero is added to a number, the sum is the same number.  
Ensure that children learn this concept, using seeds / beads.


## Subtraction using zero




$$\boxed{4} - \boxed{1} = \boxed{3}$$



$$\boxed{4} - \boxed{0} = \boxed{4}$$



$$\boxed{\phantom{0}} - \boxed{\phantom{0}} = \boxed{\phantom{0}}$$



$$\boxed{\phantom{0}} - \boxed{\phantom{0}} = \boxed{\phantom{0}}$$



When zero is taken away from any number, the same number is left.  
Ensure that children learn this concept using seeds / beads.

Match the following



I can

Count and write.










Add and write.




+




=






+




=




Subtract and write.




-




=






-




=



## 3

## Numbers from 10 to 20

## Number song

One to Nine

Numbers One to Nine

Hold hands together

To have some fun!



Goes behind

Goes behind

Zero goes behind

Alone all alone!



Here and there

Goes here and there

Cries and weeps

For a friend!



One calls him

Zero runs to him




They hold hands

Now they are ten!






## Make a group of ten




Give easily available objects like beads, seeds or sticks to the children and ask them to group the objects in ten.



## Write in tens and ones



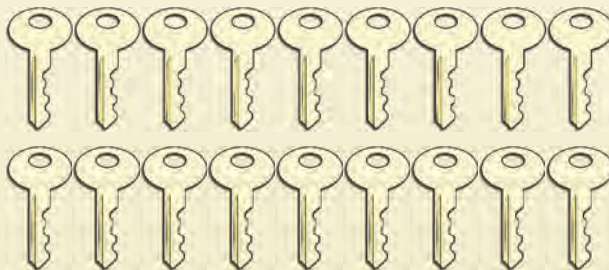
Tens	Ones
1	4



Tens	Ones



Tens	Ones

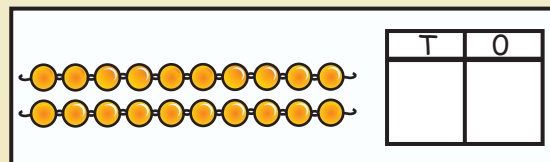
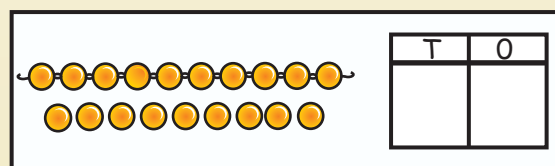
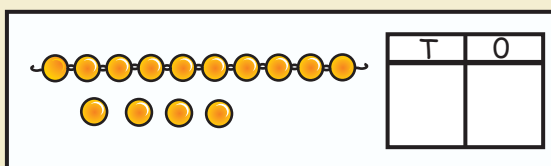
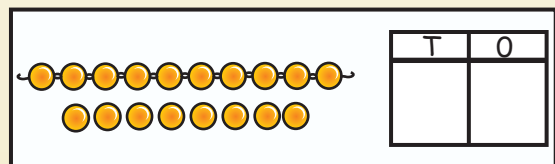
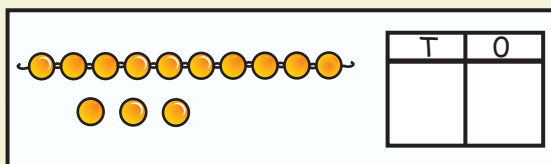
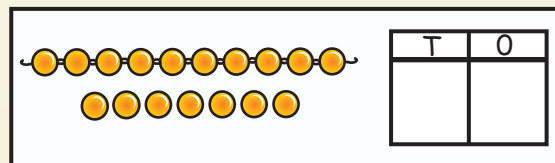
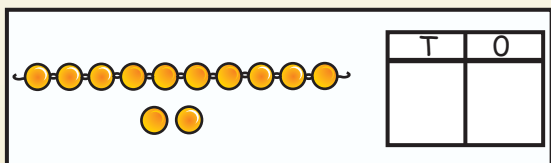
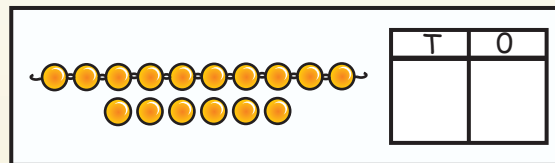
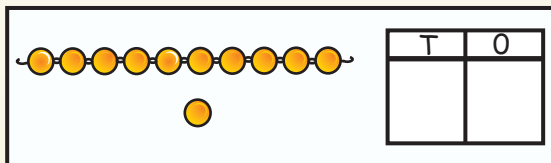
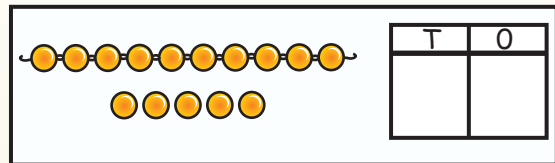
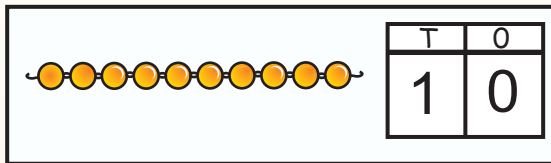


Tens	Ones



Tens	Ones

## Count and write from 10 to 20



## Let us write!

11										
12										
13										
14										
15										
16										
17										
18										
19										
20										

### Let us play



Give 1 to 20 numbered cards to the children and let them move along a circle. Spread another set of cards (1 - 20) inside the circle. When the teacher calls number 10, the child with number 10 goes near the number 10 which is inside the circle. Play this game till every child gets a chance.

Let us write number names.

1 One .....

2 Two .....

3 Three .....

4 Four .....

5 Five .....

6 Six .....

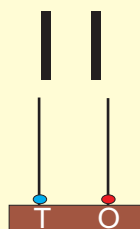
7 Seven .....

8 Eight .....

9 Nine .....

10 Ten .....

Let us write number names.



Eleven

.....

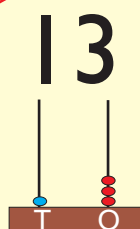
.....



Twelve

.....

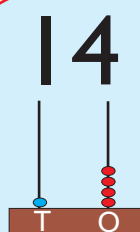
.....



Thirteen

.....

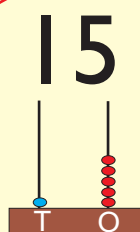
.....



Fourteen

.....

.....



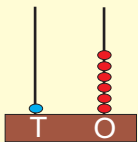
Fifteen

.....

.....

Let us write number names.

16

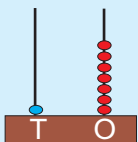


Sixteen

.....

.....

17

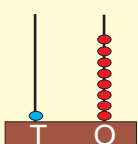


Seventeen

.....

.....

18

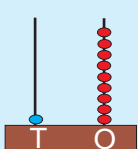


Eighteen

.....

.....

19

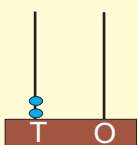


Nineteen

.....

.....

20



Twenty

.....

.....

Circle the number names and fill in the blanks

T	W	E	N	T	Y	F	O	U	R
H	S	I	X	H	F	I	S	F	U
I	O	G	T	R	I	F	E	O	N
R	N	H	W	E	V	T	V	U	I
T	E	T	O	E	E	E	E	R	N
E	I	G	H	T	E	E	N	T	E
E	L	E	V	E	N	N	N	E	T
N	T	W	E	L	V	E	I	E	E
E	S	I	X	T	E	E	N	N	E
T	S	E	V	E	N	T	E	E	N

**FOUR**

**4**

**FIFTEEN**

**15**

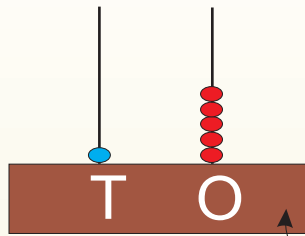


MATHEMATICS

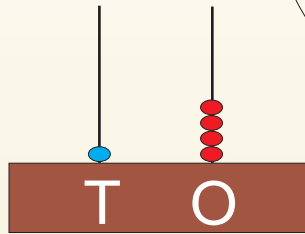
<hr/>	<div></div>	<hr/>	<div></div>
<hr/>	<div></div>	<hr/>	<div></div>
<hr/>	<div></div>	<hr/>	<div></div>
<hr/>	<div></div>	<hr/>	<div></div>
<hr/>	<div></div>	<hr/>	<div></div>
<hr/>	<div></div>	<hr/>	<div></div>
<hr/>	<div></div>	<hr/>	<div></div>
<hr/>	<div></div>	<hr/>	<div></div>
<hr/>	<div></div>	<hr/>	<div>TEN</div>
<hr/>	<div></div>	<hr/>	<div>10</div>



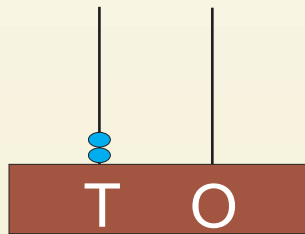
Count the beads and match



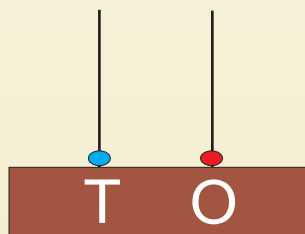
20



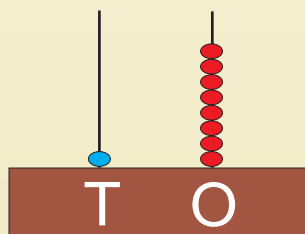
11



18



15



14

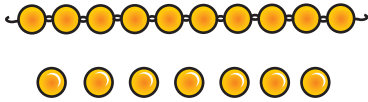


Give practice using learning materials

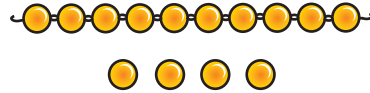
## Bigger number - Smaller number

Tick (✓) the bigger number. Cross (✗) the smaller number.

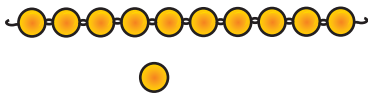
17



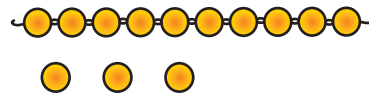
14



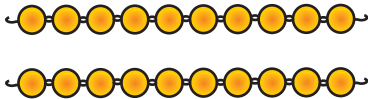
11



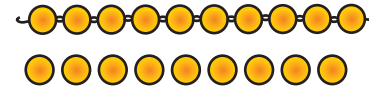
13



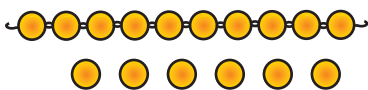
20



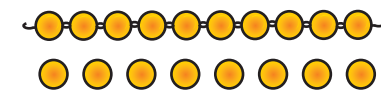
19



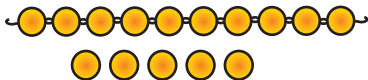
16



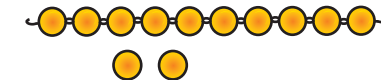
18



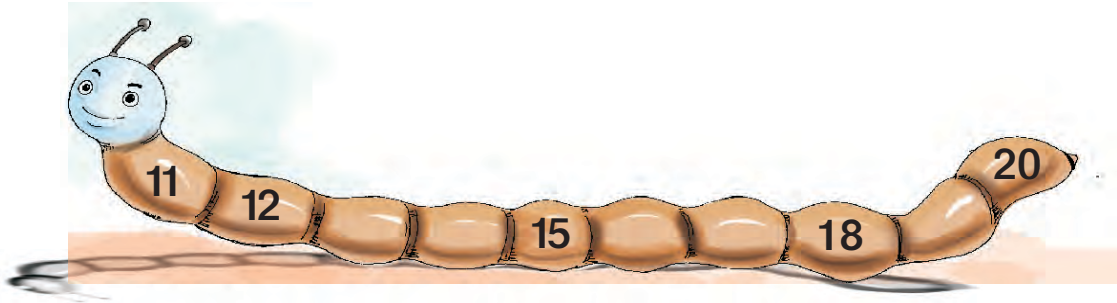
15




12



Write the missing numbers.



What comes before, between and after?



Do addition as you like




6

=



2

+



4



6

=



3

+



3



4

=



+



4

=



+





7

=



+



7

=



+



8

=



+



8

=




+




Give more practice like these.

## Add and write.

Draw the correct number  
of lines and add.

$\begin{array}{r} 7 \\ + 5 \\ \hline \end{array}$ <div style="border: 1px solid black; display: inline-block; padding: 2px 10px;">12</div>	
--	---

Draw the correct number  
of beads and add.

$13 + 4 =$	<div style="border: 1px solid black; display: inline-block; padding: 2px 10px;">17</div>
	

$\begin{array}{r} 8 \\ + 6 \\ \hline \end{array}$ <div style="border: 1px solid black; display: inline-block; padding: 2px 10px;"></div>	
--	--

$12 + 6 =$	<div style="border: 1px solid black; display: inline-block; padding: 2px 10px;"></div>
------------	--

$\begin{array}{r} 9 \\ + 5 \\ \hline \end{array}$ <div style="border: 1px solid black; display: inline-block; padding: 2px 10px;"></div>	
--	--

$11 + 7 =$	<div style="border: 1px solid black; display: inline-block; padding: 2px 10px;"></div>
------------	--

$\begin{array}{r} 8 \\ + 9 \\ \hline \end{array}$ <div style="border: 1px solid black; display: inline-block; padding: 2px 10px;"></div>	
--	--

$12 + 0 =$	<div style="border: 1px solid black; display: inline-block; padding: 2px 10px;"></div>
------------	--



# Take away and write.

Take away by  
drawing lines.

$$\begin{array}{r} 7 \\ - 5 \\ \hline 2 \\ \hline \end{array}$$

Take away by  
drawing beads.

$$9 - 4 = \boxed{5}$$

● ● ● ● ●  
○ ○ ○ ○ ○

$$\begin{array}{r} 8 \\ - 4 \\ \hline \\ \hline \end{array}$$

$$17 - 5 = \boxed{\phantom{00}}$$

$$\begin{array}{r} 9 \\ - 5 \\ \hline \\ \hline \end{array}$$

$$18 - 5 = \boxed{\phantom{00}}$$

$$\begin{array}{r} 19 \\ - 5 \\ \hline \\ \hline \end{array}$$

$$13 - 2 = \boxed{\phantom{00}}$$

## I can

Add and write.

$$\begin{array}{r} 14 \\ + 3 \\ \hline \\ \hline \end{array}$$

$$4 + 11 = \boxed{\phantom{00}}$$

$$\begin{array}{r} 9 \\ + 6 \\ \hline \\ \hline \end{array}$$

$$9 + 8 = \boxed{\phantom{00}}$$

Take away and write.

$$\begin{array}{r} 14 \\ - 3 \\ \hline \\ \hline \end{array}$$

$$13 - 2 = \boxed{\phantom{00}}$$

$$\begin{array}{r} 17 \\ - 4 \\ \hline \\ \hline \end{array}$$

$$15 - 3 = \boxed{\phantom{00}}$$



